

# Perfectly suited for care

Comfort and nursing care beds for day care and residential care

**.bock<sup>®</sup>**   
 **100 YEARS**



Listening and understanding

We asked people in a care facility about their wishes and needs.

# Nursing care beds

10

practico alu plus

The plus in comfort, functionality and cosiness



20

practico 25|80

The low-bed with a maximum range of adjustment settings



14

practico alu 25|80

Entry into the comfort class

26

livorno low

Flexible basic bed with attractive details



# Special beds



32 floorline 9.5|80

Safety for restless sleepers



36 adilec 280

Easy handling of heavy-weight residents

# New forms of living



46

stellar

Care? Maybe later!



52

combiflex fc

The clever combination of comfort and functionality

# CONTENT

## BY PEOPLE FOR PEOPLE

Shaping the future of care together 4

High-performance products for strong personalities 6

## OUR BEDS

practico alu plus	10
practico alu 25 80	14
practico 25 80	20
livorno low	26
floorline 9.5 80	32
adilec 280	36
stellar	46
combiflex fc	52

## SMART CARE CONTROL

TEXIBLE Wisbi® HOME	42
TEXIBLE Wisbi® PLUS	43

## EXTRAS

Side rail models	56
Bed extensions	58
Accessories side rails	59
Accessories	60
End panels	62
Wooden colours & fabrics	63
Mattresses	64
ripolux® neo	65
Bedside cabinets	66

## SERVICE

Products in the overview	70
Safety and quality at the highest level	72
Notes	74



## Shaping the future of care together



### Everything for a better daily care routine

Now more than ever, care is a challenge for society as a whole. One of the central questions here is how scarce personnel and time resources can be used in such a way that people in need of care are able to enjoy a high level of well-being and quality of life, and at the same time take the strain off care givers - regardless of whether it's in rehabilitation and care facilities, or in the family environment.

Our task and our claim as a manufacturer of comfort and nursing care beds is to provide answers to this requirement - with innovative products and well thought-out processes that provide the best possible support for caregivers as well as their relatives, and thus make their everyday lives easier, more effective and more efficient. So that they can use their resources optimally and give the people entrusted to them more of what really matters: Time and personal attention. Last but not least, we also aim to facilitate the economic success of the "care" task through this.

### On the way to the perfect nursing care bed

In order to meet these demands, we have been developing and manufacturing high-quality health and nursing care beds for many years that combine comfort and safety with an easy handling, practical functions, ergonomics and a cosy design. In addition, there are frequent forward-looking developments. Our product range also includes stylish furniture for the holistic interior design, that is perfectly matched to our bed range.

### 100 years of quality and good ideas

Over the past 100 years bock has developed into one of the leading manufacturers of comfort beds for therapy and care in Germany. We are proud of this - and of the fact that our products are still "Made in Germany" and manufactured at our company in Verl, East Westphalia. We look forward to the coming decades and the challenges that lie ahead - and would like to invite you to join us in shaping the future of care together!



# High-performance products for strong personalities



Snuggle up in the pillows, relax, close your eyes, forget the world around you and feel safe and secure: These are experiences that most likely connect all people around the globe - regardless of age, culture and religion. We at bock want people with special needs to feel completely at home in their bed - regardless of whether they are cognitively or mobility impaired, need to be protected from falls or require a high degree of attention.

## Listening and understanding

In order to develop and manufacture innovative comfort and nursing care beds that meet all these requirements, we work closely with rehabilitation and care facilities and renowned scientific experts. We talk to caregivers and relatives to find out what matters to the people who use our innovative products. And last but not least, we talk to those people,

for whom our beds are an important part of their lives - because most of the time, in the current discussion about long-term care, people are talking less with them and sadly more about them.

## More knowledge for better care

In cooperation with the Institute of Nursing Science of the Private Paracelsus Medical University in Salzburg, and its director Univ.-Prof. Dr. Dr. h.c. Jürgen Osterbrink, we visited and interviewed people in a long-term care facility. They told us what they expect from “their” bed, so that it perfectly suits them and their everyday life. We combined the results of these discussions with health data and nursing science data findings - and from this derived a matrix of typical age personalities.

This can be used as a practical decision-making aid when it comes to the question of which equipment in the living and care environment is the best suited. At the same time, we were able to gain valuable insights during our discussions that help us to continuously improve our comfort and nursing care beds.

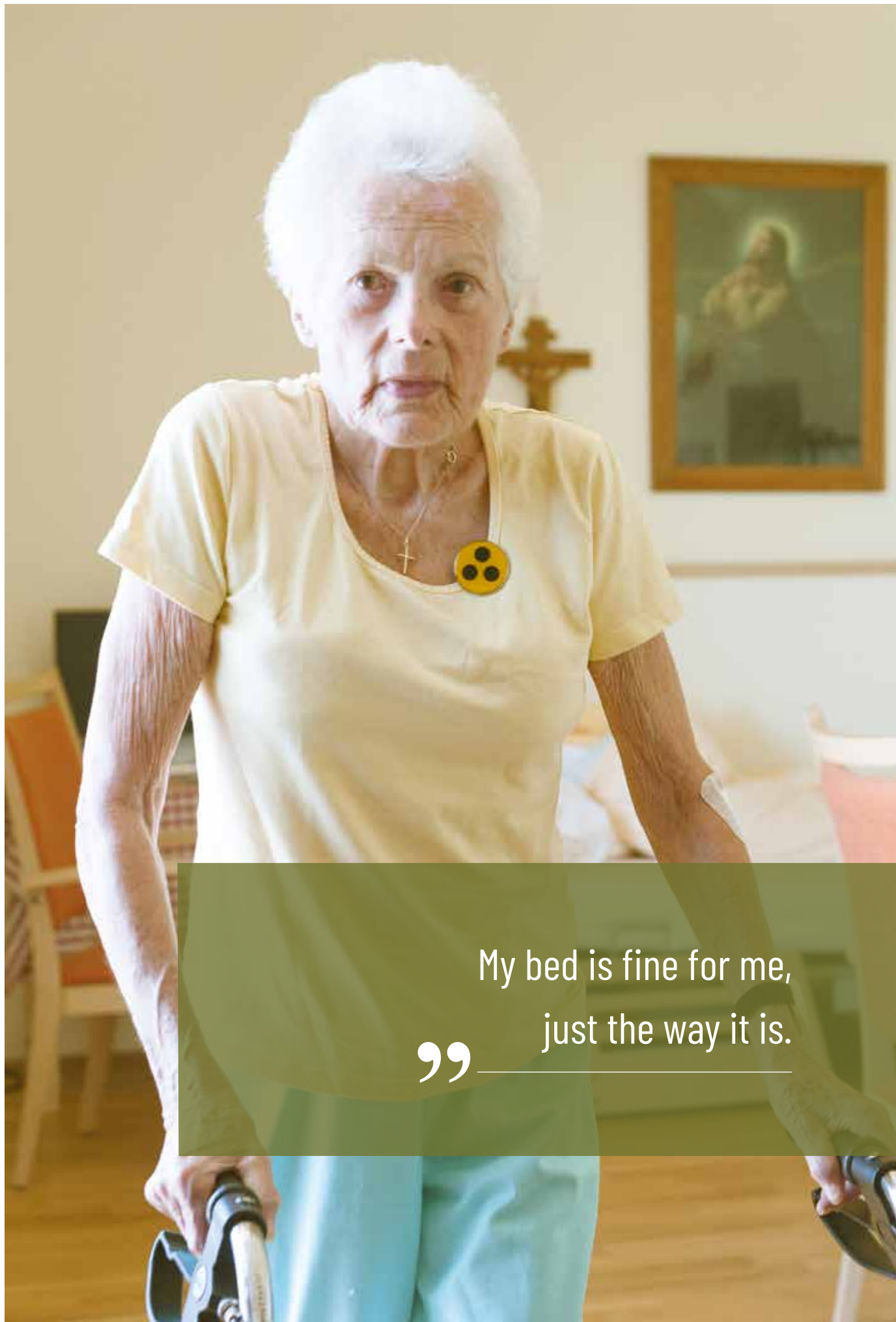
## Comfort and nursing care beds with profile

On the following pages we would like to introduce you to some of the people we met during this development project. Through this, you can look forward

to not just getting our products in this brochure, but also the people for whom our beds make an important contribution to their well-being and quality of life. It’s quite possible that some of them will look familiar to you. You can meet pleasant personalities like them in almost every institution and family - with all their wishes, individual characteristics and unique biographies.

Classification of typical age personalities according to cognitive and functional characteristics

	COGNITIVELY NOT/SLIGHTLY IMPAIRED (adequate ability to provide information and making decisions)		COGNITIVELY IMPAIRED (no adequate information and decision possible – agitation, orientation problems, sundown phenomenon, etc.)	
PHYSICALLY UNRESTRICTED (independent in mobility and everyday life)		Adelheid Extent of incontinence 1		Helmut Extent of dementia 1
PHYSICALLY SLIGHTLY RESTRICTED (musculoskeletal arms and/or legs, excretions e.g. incontinence, nocturia)		Dorothee Extent of incontinence 2		Heike Extent of dementia 2 Extent of incontinence 2
PHYSICALLY SEVERELY RESTRICTED (musculoskeletal neuronal e.g. contracture, hemiplegia, spasticity)		Barbara Extent of Parkinson 2 Extent of incontinence 3		Elisabeth Extent of dementia 2 Extent of Parkinson 3 Extent of incontinence 2
IMMOBILE (Bedridden – Mobility passive exercise training required in bed)				Helga Extent of dementia 3 Extent of Parkinson 3 Extent of incontinence 3



“My bed is fine for me,  
just the way it is.”

## Barbara, 89 years old

“I ‘ve always had an interest for Montessori education, enjoy listening to music and always look forward to walking in the park with my daughter or friends. I can actually always sleep well, and my bed suits me just the way it is - I don ‘t need to adjust anything”.



While Barbara only needs a low degree of help when going to bed, she needs comprehensive support in coping with everyday life. Due to her sleep disorders and dizziness symptoms, a bed with a particularly low sleeping position is ideally suited for her condition. At the same time, the bed should be easy to move and positioned as high as possible to facilitate the daily care procedures.

---

Barbara's diagnosis: 90% loss of vision due to macular degeneration, degenerative changes in the spine and joints, dizziness and problems falling asleep as well as sleeping all night.



practico alu plus

## Comprehensive comfort: The popular nursing care bed with many advantages



The **practico alu plus** is a **versatile low bed** that you do not want to miss anymore after just a short time: This does not only apply to caregivers who appreciate its **functionality and ergonomics**, but also to satisfied residents who are highly content with the cosy design and the high lying comfort.

This is further increased by the 860 mm **long back section**, as it enables a particularly ergonomic upper body position as well as a **reduction of pressure peaks**.


Further clear advantages are the **integrated, tool-free bed extension** and the **telescopic side rails**, which can easily be extended to 210 cm and 220 cm - in no time at all.

Details that make practico alu plus the first choice for many care professionals when it comes to flexible, future-proof and high-quality equipment for rehabilitation or care facilities.



Holger (32), Cologne

“The integrated, tool-free bed and side rail extension is a striking feature - here, someone really had some great ideas. And our residents also love ‘their’ practico alu plus”!



details of the wood colours on page 63



practico  
alu plus

practico  
alu plus





Dimensions	
Outer dimensions	102 x 208.5 cm
Lying surface	90 x 200 cm
Special widths	100, 110 cm
Integrated length extension	to 210 cm or 220 cm
Height adjustment	25 - 80 cm
Lifter clearance	15 cm

Weights	
Bed weight approx.	ca. 135 kg
Safe working load	220 kg
Max. person weight	185 kg

Side rails	
Material:	Wood
Version	continuous long divided short divided head-section
Height*:	
- With wooden slats	39.5 cm
- With ripolux® neo	35 cm

Further equipment features	
End panel	20, 21, 22
<b>Motors</b> Splash water protection according to IPX4 high-quality spiral cable with strain relief and kink-protection, SMPS plug transformer with extra-low safety voltage offering safety from the socket. Optional: CPR emergency lowering	

\*Distance between upper edge of the lying surface and upper edge of the raised side rail



Product specifications, end panels and accessories can be found from page 56 onwards



Illuminated push-button hand control



Nurse control panel



Central braking with directional giving device



Hand control and extra hand control for lighting



Grab rail



Tool-free extendable side rails




More information:



[www.bock.net/x4x2-en](http://www.bock.net/x4x2-en)

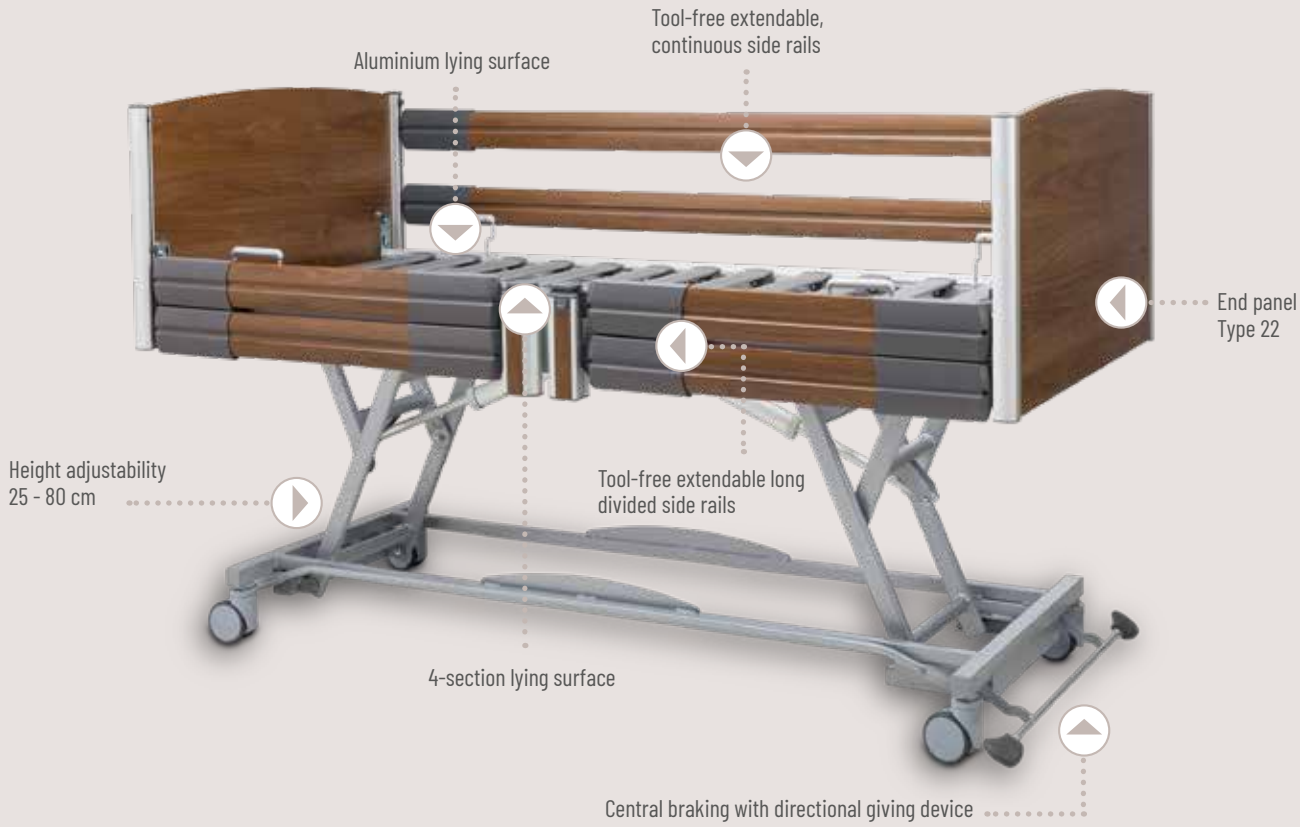
## The product advantages of practico alu plus:



Integrated, tool-free bed and side rail extension

Extension kit for lying surface

- + Height adjustability from 25 - 80 cm
- + Ergonomic back rest for support of a physiological sitting position
- + Individual drives for a high quality
- + Central braking with directional giving device
- + Integrated, tool-free bed and side rail extension to 210 cm and 220 cm
- + Various comfort lying-surfaces





practico alu 25|80


## Just extend whenever you want: Our entry into the comfort class



The **practico alu 25|80** is able to convince with an outstanding variety of functions, first-class lying comfort as well as an attractive design - and is therefore ideally suited as a standard bed for rehabilitation and care facilities.

Also in **terms of economic efficiency the practico alu 25|80 scores highly** - and not only because of its particularly attractive purchase price: Thanks to its high quality, it's ideally suited for continuous use in everyday care.

Like its "big brother", the practico alu plus, the practico alu 25|80 is equipped with an **integrated, tool-free bed extension** of 20 cm and allows a flexible adaptation to different care situations and resident profiles.



details of the wood  
colours on page 63



Rita (48), Bremerhaven

“I appreciate the great height adjustability of the practico alu 25|80, as it allows me to work without strain on my back. And our residents are happy about that many adjustment options”.

practico alu  
**25|80**

practico alu  
**25|80**





Dimensions		
Outer dimensions		102 x 208.5 cm
Lying surface		90 x 200 cm
Special widths		100, 110 cm
Integrated length extension	to or	210 cm 220 cm
Height adjustment		25 - 80 cm
Lifter clearance		15 cm

Weights	
Bed weight approx.	160 kg
Safe working load	220 kg
Max. person weight	185 kg


Side rails	
Material:	Wood
Version	continuous long divided short divided head-section
Height*:	
- With wooden slats	39.5 cm
- With ripolux® neo	35 cm

Further equipment features	
End panels	20, 21, 22
<b>Motor</b> Splash water protection according to IPX4, high quality spiral cable with strain relief and kink protection, SMPS plug transformer with extra-low safety voltage offering safety from the socket	

\*Distance between upper edge of lying surface and upper edge of the raised side rail



Product specifications, end panels and accessories can be found from page 56 onwards



Wall protection castors



Aluminium side panel



Extendable, head-section side rail



Bed lamp model F



11 button hand control with lock

## The product advantages of practico alu 25|80:

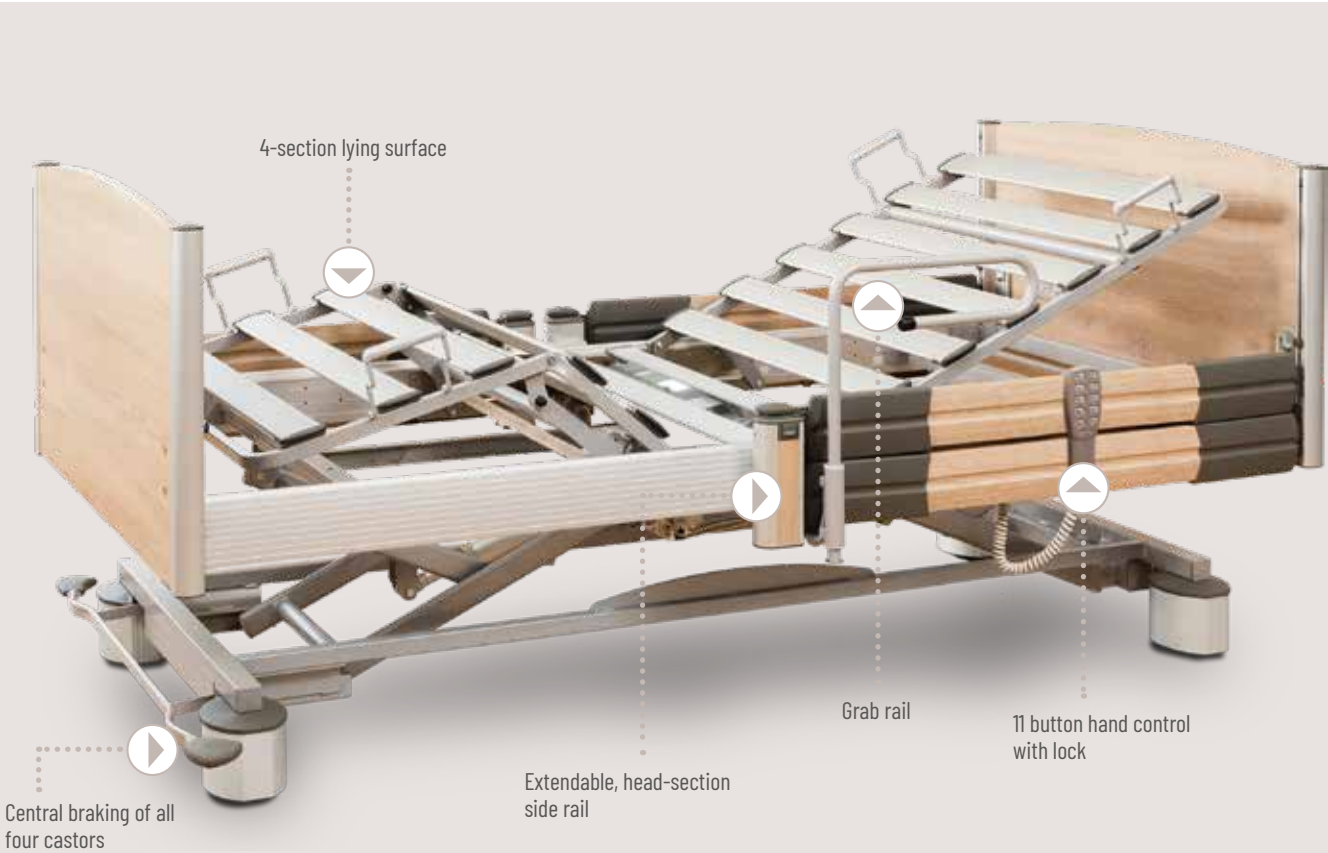
- ⊕ Integrated, tool-free bed and side rail extension to 210 cm and 220 cm
- ⊕ Modern lying surface with functional aluminium side pannelling
- ⊕ Central locking of all four castors
- ⊕ Height adjustability from 25 - 80 cm
- ⊕ Lifter clearance 15 cm



More information:



[www.bock.net/x19u-en](http://www.bock.net/x19u-en)






” I want to stay mentally fit.

## Dorothee, 92 years old

“I want to stay mentally fit. That ‘s why I read a lot, puzzle passionately and participate in the social life of the institution. I used to run senior clubs myself. Talking to people and having a cup of tea - that ‘s what I like doing!”



Dorothee almost always sleeps all through the night. Therefore, a monitoring system with a reporting function would be ideal for them, as nightly disturbances can be avoided. Your bed should contribute to maintaining your mobility and independence - for example through a good exit position and end panels with handrail.

Dorothee's diagnosis: Osteoporosis and renal insufficiency. Her diseases do not have a significant impact on her independence, so that she doesn't need any support in coping with everyday life.



practico 25|80

## Anything but normal ...



Practical functions, a generous **height adjustability**, **comfort and safety** as well as an appealing design, which can be perfectly integrated into many living environments: Even the **practico 25|80** looks like a real “bock” at first glance - a fully developed nursing care bed with the ingenuity of many decades of experience and inspired by the people who work in the care sector day after day. In addition to the **bed extension** (side rail exchange required), it has many other useful features, such as **central braking**,

**head and leg down position**, or the **comfort sitting position**.

In addition, the practico 25|80 can be equipped with attractive extras, ranging from the elegant aluminium covered castors, to underbed lighting and various wall distance holders. For an aluminium version with integrated, tool-free bed and side rail extension please have a look at the previous pages where the practico alu plus and the practico alu 25/80 are described.




details of the wood colours on page 63



Eileen (42), Bad Lippspringe

“Everything included: The practico 25|80 has everything a nursing care bed needs - and it’s also super comfortable”.



practico  
25|80

practico  
25|80





Suitable for TEXIBLE Wisbi® Page 42

Dimensions	
Outer dimensions	105 x 210 cm
Lying surface	90 x 200 cm
Special widths	100, 110 cm
Special lengths	210, 220 cm
Height adjustment	25 - 80 cm
Lifter clearance	15 cm

Weights	
Bed weight approx.	147 kg
Safe working load	220 kg
Max. person weight	185 kg

Side rail	
Material:	Wood
Version	continuous long divided short divided head-section
Height*:	
- With wooden slats	39.5 cm
- With ripolux® neo	35 cm

Further equipment features	
End panels	I, IV, V, VII, VIII
<b>Motor</b> Splash-proof according to IPX4, high-quality spiral cable with strain relief and kink protection, SMPS plug transformer with extra-low safety voltage offering safety from the socket.	

\*Distance between upper edge of lying surface and upper edge of the raised side rail




Product specifications, end panels and accessories can be found from page 56 onwards



Height adjustment to the optimum care height of 80 cm



Long divided side rails



Central braking of all four castors optionally with aluminium covered castors



Hand control with buttons for a comfort sitting position and bed lighting



More information:



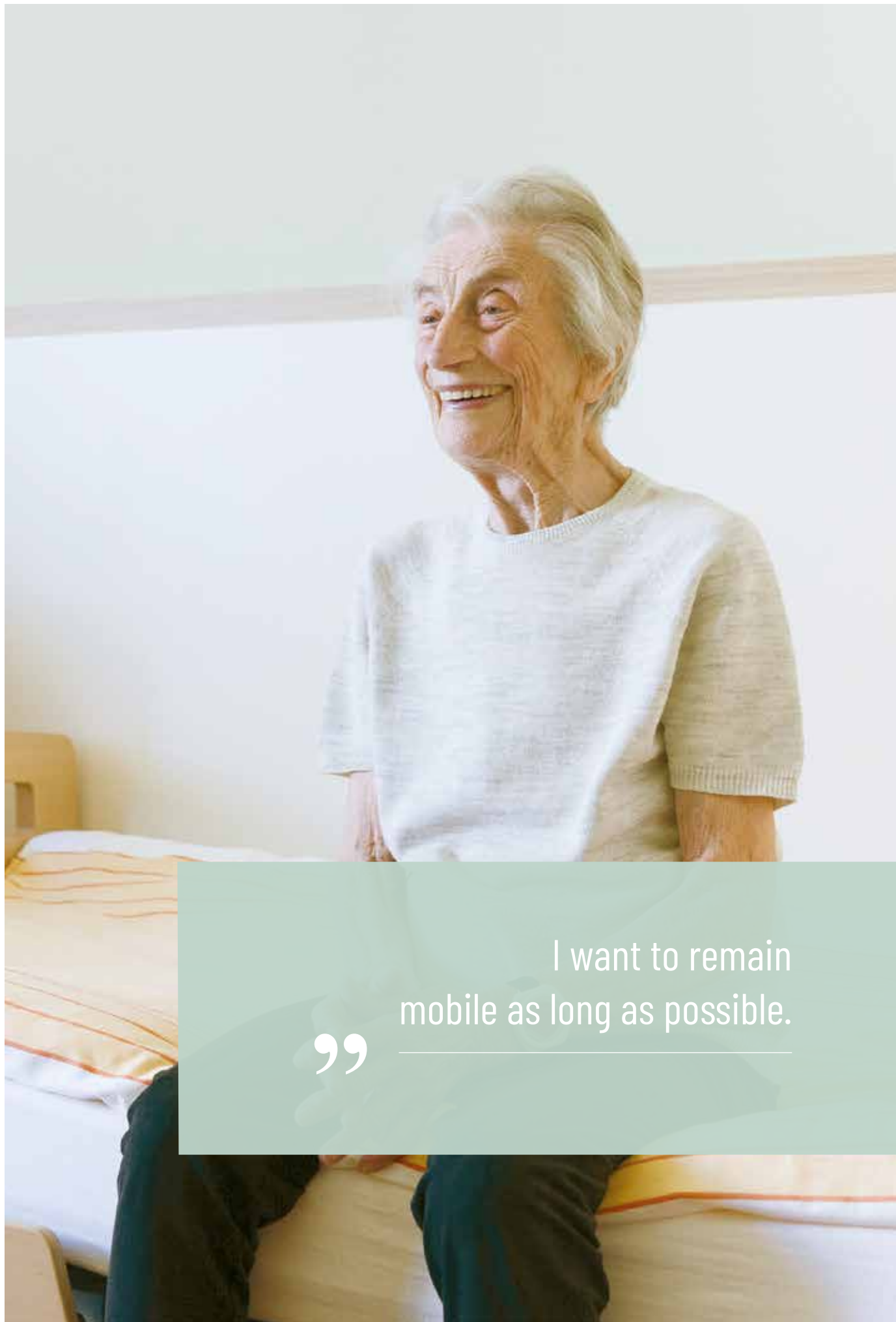
[www.bock.net/x37k-en](http://www.bock.net/x37k-en)

## The product advantages of practico 25|80:

- ⊕ Height adjustability from 25 - 80 cm
- ⊕ Central braking with directional giving device
- ⊕ Lifter clearance 15 cm
- ⊕ Comfort sitting position
- ⊕ Different side rail variants to choose from
- ⊕ Integrated bed extension (side rails must be exchanged)







I want to remain  
mobile as long as possible.

”

## Gerda, 91 years old

“Until recently, I still maintained my own house and garden. Now I exercise almost daily in the fitness room, because I want to stay mobile as long as possible. For me, sleeping well means waking up relaxed.

And I ‘m more looking forward to my nap than to eating lunch.”



When it comes to her bed, Gerda focuses on comfort. With the exception of the electrical adjustment options with which she independently changes the height of the bed and back rest, she does not require any further bed functions. Nor does she require a special bed equipment.

Gerda's diagnosis: Osteoporosis, hip surgery some time ago, cardiac and renal insufficiency. Despite her illnesses, Gerda is completely independent and does not need any support during her everyday life.

livorno low

## The model for comprehensive well-being



Numerous equipment variants as well as a large selection of colours and end panels make the **livorno low** a **flexible nursing care bed** for rehabilitation and care facilities.

In addition to its elegant design, it is able to convince with practical functions and high suitability for everyday use.

The livorno low cuts a good figure in every respect: **economically** thanks to its attractive price-performance ratio and **practically** due to its functionality, both to a lasting relief in the daily care.

Last but not least, a **robust construction and durable materials** ensure that the livorno low is an investment that will surely pay off.




Mona (35), Passau

“The livorno low is a real all-rounder, because it can be optimally adjusted to every resident and offers all the functions you need in everyday life”.



Integrated, continuous wooden side rails



details of the wood colours on page 63



Short divided side rails

livorno  
**LOW**

livorno  
**LOW**





Suitable for TEXIBLE Wisbi® Page 42

Dimensions	
Outer dimensions	105 x 212 cm
Lying surface	90 x 200 cm
Special widths	100, 110 cm
Special lengths	190, 210, 220 cm
Height adjustment	29 - 73 cm
Lifter clearance	15 cm

Weights	
Bed weight approx.	ca. 109 kg
Safe working load	200 kg
Max. person weight	165 kg

Side rails	
Material:	Wood
Version	continuous long divided short divided head-section
Height*:	
- With wooden slats	39.5 cm
- With ripolux® neo	35 cm

Further equipment features	
End panels	I, IV, V, VII, VIII
<b>Motor</b> Splash-proof according to IPX4, high-quality spiral cable with strain relief and kink protection, SMPS plug transformer with extra-low safety voltage offering safety from the socket	
Optional: height adjustment 37-81 cm	

\*Distance between upper edge of lying surface and upper edge of the raised side rail



Product specifications, end panels and accessories can be found from page 56 onwards



Hand control with locking function



Central braking, optionally with aluminium covered castors



Mobilisation-supporting side rails

## The product advantages of livorno low:



End panel Typ I

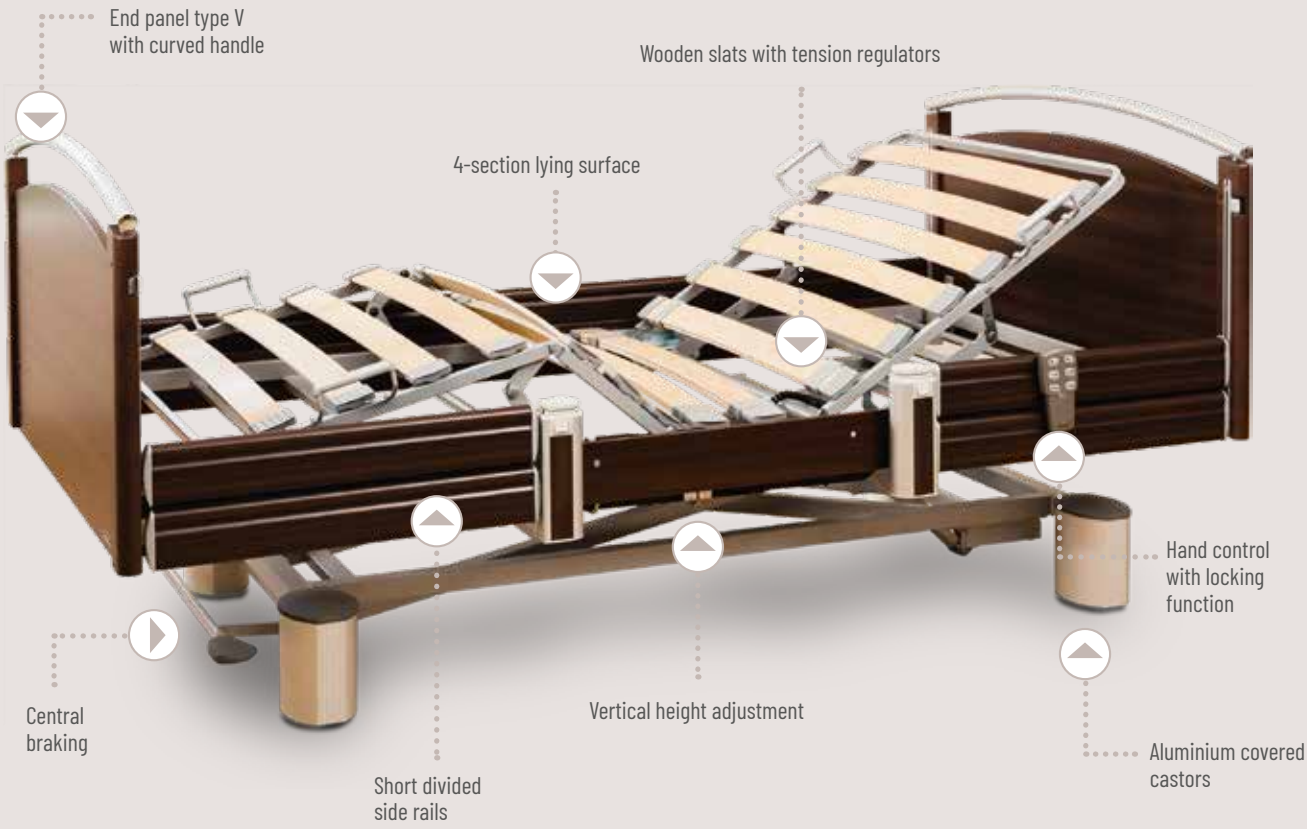
- + Central braking
- + Lifter clearance
- + Low bed entry height 29 cm
- + Hand control with locking function
- + Various comfort lying surfaces
- + Various side rail options



More information:



[www.bock.net/x39a-en](http://www.bock.net/x39a-en)





“Being independent,  
is the most important thing.”

## Elisabeth, 101 years old

“I like to sleep and walk, love chocolate and I read the newspaper. To me, sleeping well means quality of ‘life’. That ‘s why I take a nap up to two hours around noon time - in my clothes and without shoes. That’s when I just lie there and sink my head into the ‘pillows’ ”!

While Elisabeth needs some support in her everyday life, she masters the bed entry and exit independently. Ideally, her nursing care bed should support this through, e.g. flexible side rails and end panels with a handrail. Because of her nocturnal fears, a positioning as low as possible in order to prevent the consequences of falls is highly desirable.

---

Elisabeth's diagnosis: Alzheimer type moderate dementia, condition after stroke, frequent hallucinations at night; atrial fibrillation as well as age-related left-sided hearing loss.





floorline 9.5|80

## For a deep and safe sleep: Our lowest bed with the highest comfort



The superlative in the segment of ultra low beds: The **floorline 9.5|80** allows a floor-level, fear-free lying, and protects restless sleepers from fall-related injuries **without any measures involving deprivation of liberty or fixation**.

It can be lowered to such a degree that in the event of a fall, the resident **simply slides out of bed safely**. This means that the time-consuming laying-up of roll-off mats can be avoided, which could otherwise also restrict the self-determined mobility.

Due to the **barrier-free low position**, it is also possible for many people with limited mobility to return to bed independently **“on all fours”**.

Thanks to the maximum adjustable height of 80 cm, the care staff can also enjoy more comfortable working conditions. Another advantage of the floorline 9.5|80 are the **special lifting columns on the head and foot part**. This means that our lowest bed can be **completely accessed underneath** and is easy to clean.




details of the wood colours on page 63




Igor (28), Hamburg

“In this bed, fearful or residents at risk of falling, simply feel ‘safe’”.



“The possible contact with the floor” facilitates the lying without fear.



floorline  
9.5|80

floorline  
9.5|80





Suitable for TEXIBLE Wisbi® Page 42

Dimensions	
Outer dimensions	102 x 240 cm
Lying surface	90 x 200 cm
Bed extension up to	220 cm
Height adjustment	9.5 - 80 cm
Lifter clearance	> 15 cm

Weights	
Bed weight approx.	165 kg
Safe working load	220 kg
Max. person weight	185 kg

Side rails	
Material:	Wood
Version	continuous long divided head-section
Height*:	
- With wooden slats	39.5 cm
- With ripolux® neo	35 cm

Further equipment features	
End panels	31, 32
<b>Motor</b> Splash-proof according to IPX4, high-quality spiral cable with strain relief and kink protection, *SMPS plug transformer with extra-low safety voltage offering safety from the socket	
*Starting July 2019	

\*Distance between upper edge of lying surface and upper edge of the raised side rail



Product specifications, end panels and accessories can be found from page 56 onwards



The integrated bed extension allows a pressure-free storage of the feet



Mobilisation through end panel 31 with handrail



Great stability at any height thanks to the lifting column



Mattress compensation with an optional aluminium strip prevents the mattress from slipping through

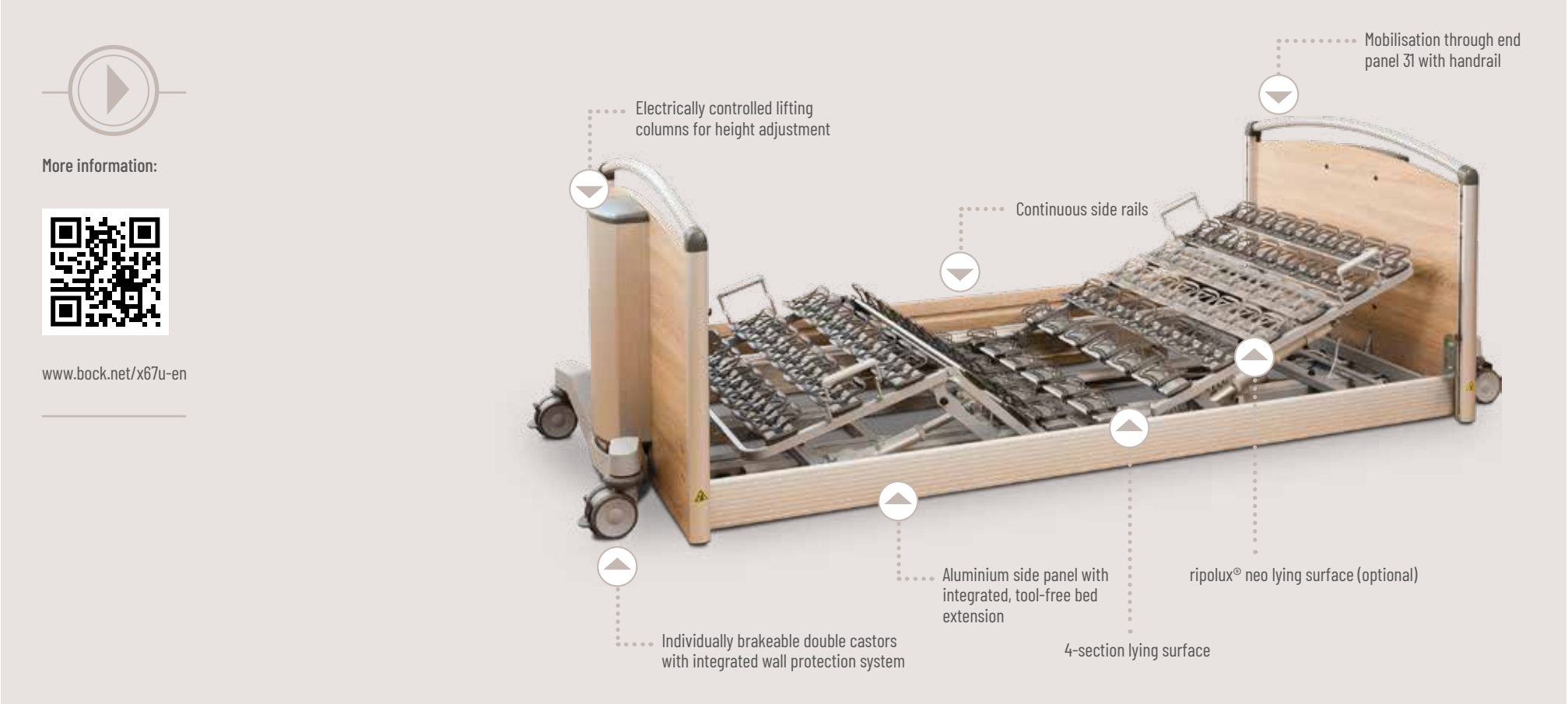


Hand control

The product advantages of floorline 9.5|80:



- + Low bed with a particularly close to the floor sleeping position: comfortable, self-determined and safe
- + Reliable fall prophylaxis
- + Gliding instead of falling: Safety without fixation even for restless sleepers
- + Enormous height adjustment from 9.5 - 80 cm
- + Special resident and care comfort through - leg down position
- + Integrated, tool-free bed extension to 210 cm and 220 cm
- + Standard underbed light for more safety at night





adilec 280

## Simply strong: Easy handling even under heavy load



The positioning and care of heavy weight people places high demands on professional caregivers - and is usually also associated with special challenges for the person in need of care.

With our **highly resistant nursing care bed** adilec 280 we can offer a robust solution for obese people with a **person weight of up to 280 kg**, that combines comfort and safety with a maximum degree of functionality.



Gudrun (51), Aachen

“The adilec 280 is extremely robust and hasn't 'broken down' any of our heavy residents yet. It can be adjusted as easily as any other of our beds”.



Thanks to powerful motors, the lying surface can be easily adjusted, and **special lifting columns** enable a **quick and uncomplicated height adjustment** from 40 - 80 cm. Torsion-free and particularly stable side rails ensure safety even with high positioning. A **safe working load of an enormous 315 kg** also ensures that the adilec 280 is ideally equipped for almost any care situation. Strong arguments for our strongest bed!

adilec  
280

adilec  
280



Dimensions	
Outer dimensions	116 x 223 cm
Lying surface	100 x 200 cm
Special widths	120, 140 cm
Special length	220 cm
Height adjustment	40 - 80 cm
Lifter clearance	> 15 cm

Weights	
Bed weight approx.	210 kg
Safe working load	315 kg
Max. person weight	280 kg

Side rails	
Material:	Wood
Version	continuous
Height*	39 cm

Further equipment features	
Motor	Splash water protection according to IPX4, high-quality spiral cable with strain relief and kink protection as well as fuse in the plug, mains disconnection

\*Distance between upper edge of lying surface and upper edge of the raised side rail



Product specifications and accessories can be found from page 56 onwards



Hand control



2 + 2 central braking



Reading lamp type E



More information:



[www.bock.net/xa34-en](http://www.bock.net/xa34-en)

## The product advantages of adilec 280:



Breathing wooden lying surface

- + Robust lifting mechanism
- + Safe working load 315 kg
- + For residents with up to 280 kg body weight
- + Lying surface widths are selectable in three sizes 100, 120 and 140 cm
- + Height adjustability from 40 - 80 cm
- + 4-section lying surface
- + Integrated wooden side rails







“ I don't want to  
sleep away my entire life!

## Heike, 89 years old

“I like to take walks in the park and sit on a quiet bench. Every 14 days I do sports in the gym. I used to have a big garden, which I miss very much. The hours I sleep, I sleep well - but I don't want to sleep away my whole life”!



Heike doesn't just use her bed for sleeping, but she also likes to watch TV in the evenings. However, she cannot adjust the bed herself as she would like it to. A simpler operation would therefore be desirable. Her bed should also optimally support her mobility and offer safety at night.

---

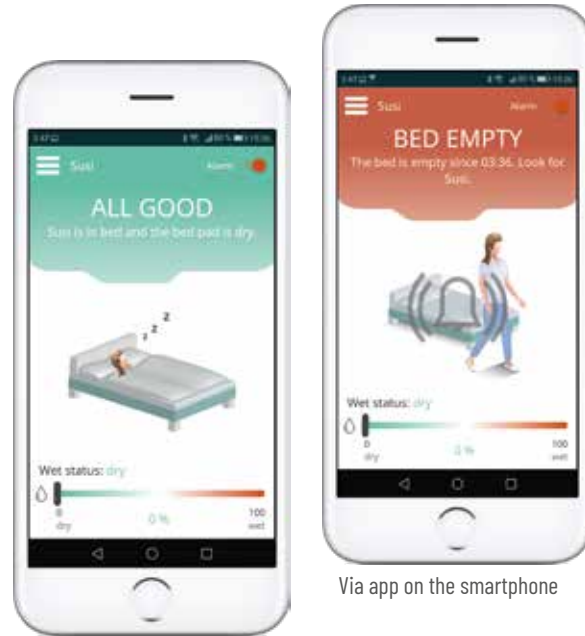
Heike's diagnosis: Osteoporosis, hypertension and rising frailty (frailty index: 0.6). Heike's cognitively is to a medium degree and she suffers from sleep disorders, but does not need any support in everyday life.

## TEXIBLE Wisbi® HOME

### Support in everyday care: Always informed via App!

#### TEXIBLE Wisbi® HOME - for caring relatives

The SMART Care sensor mat TEXIBLE Wisbi® HOME is an intelligent bed pad with sensor technology that immediately alerts caregivers or caring relatives if a resident leaves the bed or lies on a damp surface. In this way, Wisbi® can help prevent fall injuries and moisture-related diseases.



Via app on the smartphone

## TEXIBLE Wisbi® PLUS

### More flexibility: Bed pad with an integrated notification technology

#### TEXIBLE Wisbi® PLUS - for inpatient facilities

Professional caregivers will enjoy even more flexibility with TEXIBLE Wisbi® PLUS. Via the PLUS transmitter with Easywave radio receiver it can be connected to the in-house nurse call system. Alternatively, the PLUS transmitter is available with an Easywave socket-receiver - the ideal solution for households or rehabilitation and care facilities where WIFI is not available.



Wisbi® PLUS with Easywave radio receiver for a connection to nurse call systems

“TEXIBLE Wisbi® PLUS provides an increased well-being of our facility residents. They are only disturbed in their sleep rhythm when needed. Our nursing staff is also ‘relieved’ as a result”.

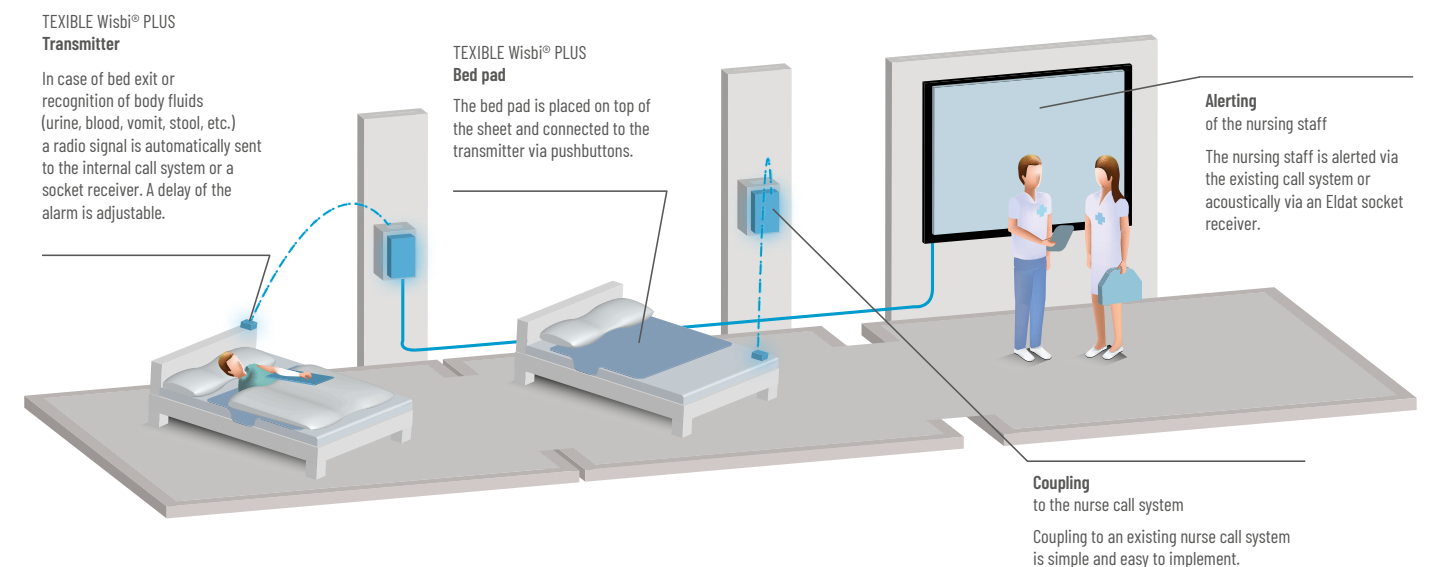
Andrea Winder,  
Head of nursing homes of the city of Dornbirn




More information:



[www.bock.net/xc16-en](http://www.bock.net/xc16-en)







” I never sleep during the day.

## Helmut, 83 years old

“I love to be in nature, and I like to draw things for my daughter. Besides, my social contacts are very important to me. Sleeping well means for me to continue sleeping! I never sleep during the day - I didn't do that before. Getting up early and working: I'm used to doing it like that”!



Helmut is mostly independent and does not need any support in everyday life. For him, an ideal bed is one that supports his mobility, is easy to adjust and offers comfortable sitting positions. Because of his onset of dementia, the use of an intelligent monitoring system with reporting functions will certainly make sense later.

---

Helmut's diagnosis: Mild dementia of the Alzheimer type, hypertension and a mild stroke with no measurable impact on the AEDLs.  
(AEDL according to Krohwinkel: activities and existential experiences of life)

stellar

## Always ready for care: The convertible comfort upholstered bed



Dreamlike slumber and enjoyment of life: **stellar** is a **high-quality comfort upholstered bed** that combines sleeping comfort with stylish comfort, and can pamper with many innovative features. For instance the stellar is equipped as standard with a wired hand control as well as an illuminated radio hand control, both enable the selection of individual sitting or relaxation positions.

Further extras such as the lateral **USB port of the headboard** and the **reading lamp** also fulfill the highest demands on comfort and function.

**stellar** is available as a single or double bed and, thanks to a wide range of colours and fabrics, fits in any furnishing style.

Care? Maybe later: stellar can be **equipped with lifting pole and head-section side rails** if required and thus be converted into a nursing care bed. Practical detail: With a double bed, only one side of the bed can be configured accordingly.

stellar is thus predestined for living forms such as assisted living or senior residences, but is also ideally suited as a comfort upholstered bed for the private use.



Maria (54), Aschaffenburg

“With extraordinary quality we want to convince people who are interested in spending their retirement at our seniors’ residence. The stellar is exactly the right bed for this”!



more fabric and types  
of artificial leather on  
page 63

# stellar

# stellar





Dimensions	
Single bed	
Outer dimensions	105 x 227 cm
Lying surface	90 x 200 cm
Special widths	100, 120, 140 cm
Special length	220 cm
Double bed	
Outer dimensions	195 x 227 cm
Lying surface	180 x 200 cm
Special width double bed	200 cm
Special length	220 cm
Height adjustment	40 - 80 cm
Lifter access	possible after removal of the lower side panel

Weights	
Single bed	
Bed weight approx.	167 kg
Safe working load	220 kg
Max. person weight	185 kg
Double bed	
Bed weight approx.	ca. 304 kg
Safe working load per side	per bed side 220 kg
Max. person weight	per bed side 185 kg

Further equipment features	
Lying surfaces	
ripolux® neo in three hardness grades	
Motor	
Splash-proof according to IPX4, high-quality spiral cable with strain relief and kink protection, SMPS plug transformer with extra-low safety voltage offering safety from the socket	



Retrofittable, head-section side rails



Standard ripolux® neo in three different degrees of hardness



ambiance lighting



Extra: lateral USB port and socket for headboard



USB hub on reading lamp

The product advantages of stellar:



You can choose between different widths, lengths and heights

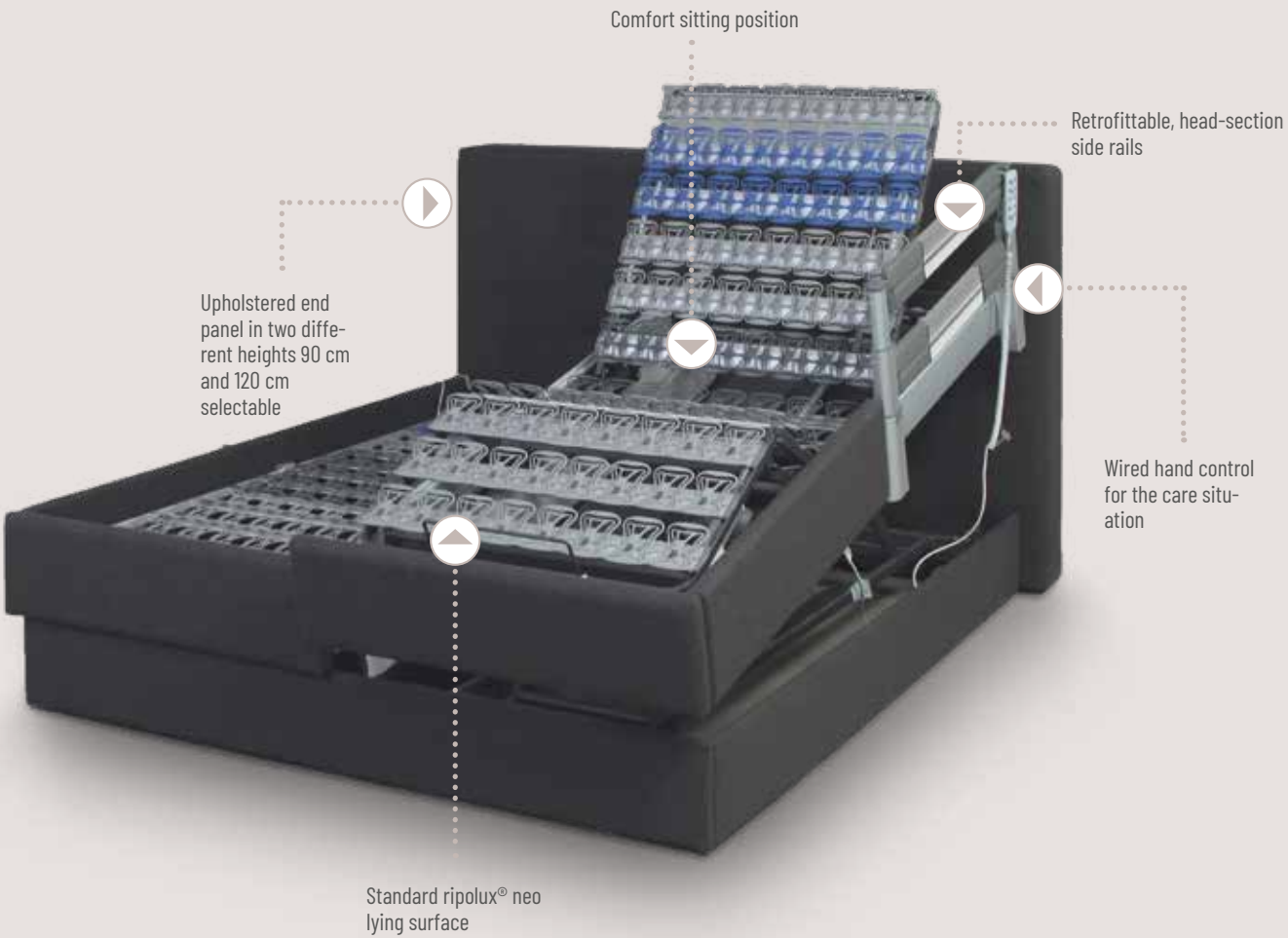
- ⊕ Convertible to a nursing care bed
- ⊕ Comfort sitting position
- ⊕ Ergonomic lying surface with ripolux® neo in three degrees of hardness
- ⊕ Also available as double bed
- ⊕ Wireless and wired hand control
- ⊕ Reading lamp



More information:



[www.bock.net/xj12-en](http://www.bock.net/xj12-en)







“ Sleeping well  
means everything for me!

## Adelheid, 81 years old

“I like to talk to my kids on the phone and I ‘m busy with many things - this includes knitting, painting, mental exercise, fitness or listening to classical music. I used to like going to the theatre and concerts. Sleeping well means everything to me! If I sleep badly, the whole next day is completely lost...”



Adelheid sleeps only in phases at night. Therefore, a wireless monitoring system in the form of a bed pad with reporting function would be ideal for her to avoid nocturnal interference. Due to her Parkinson ‘s disease, the bed functions should offer good haptics and ease of use.

Adelheids diagnosis: Parkinson's disease accompanied by action tremor, depressive episodes, hypertension. She only needs some help when showering and otherwise copes with everyday life on her own.



combiflex fc

## Flexible place to rest for every life situation




With the **combiflex fc**, we have developed an innovative comfort bed that lives up to its name: Different **modules** can be **flexibly combined with each other** and enable an individual and needs-based configuration of a **single or double bed**, the advantages of which are also appreciated by people without care needs. So you can use the combiflex fc with either a simple circumferential pannelling or with side pannelling plus high head and foot end panels.

The high-quality solid wood pannelling underlines the homely and individual character of the combiflex fc. The combiflex fc also has an infinitely **variable height, back and leg rest adjustment**, so that, for example, a **comfortable sitting position** can be set. If required, extras such as **lifting pole and various side rails** can be added later, so that the combiflex fc is also suitable for care.



Anja (44), Kassel

“With the combiflex fc, you can easily put together your own comfortable nursing care bed even as a double bed. More flexibility is not possible”!



details of the wood colours on page 63



combiflex  
fc

combiflex  
fc



Dimensions	
Single bed	
Outer dimensions	105 x 212 cm
Lying surface	90 x 200 cm
Special widths	100, 120, 140 cm
Special length	220 cm
Double bed	
Lying surface	180 x 200 cm
Special width double bed	200 cm
Special length	220 cm
Height adjustment	38 - 81 cm
Lifter clearance	15 cm

Weights	
Bed weight approx.	113 kg
Safe working load	220 kg
Max. person weight	185 kg

Side rails	
Material:	Wood
Version	continuous long divided head-section
Height*:	
– With wooden slats	39.5 cm
– With ripolux® neo	35 cm

Further equipment features	
End panels	solid wood
<b>Motor</b> Splash-proof according to IPX4, high-quality spiral cable with strain relief and kink protection, SMPS plug transformer with extra-low safety voltage safety from the socket	

\*Distance between upper edge of lying surface and upper edge of the raised side rail



Product specifications and accessories can be found from page 56 onwards



Key for locking functions on the hand control



Hand control



Mobilising, head-section side rails



Optional aluminium feet



More information:



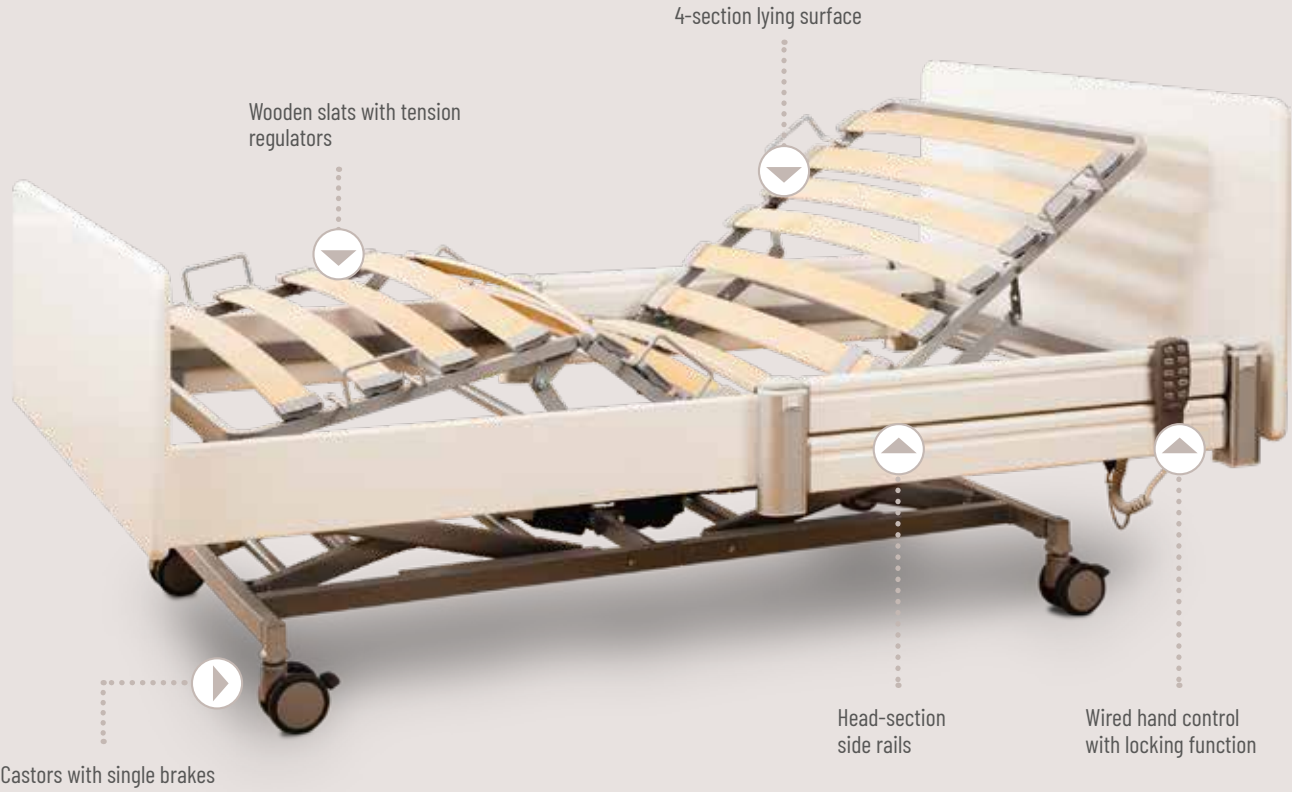
[www.bock.net/xy18-en](http://www.bock.net/xy18-en)

The product advantages of combiflex fc:





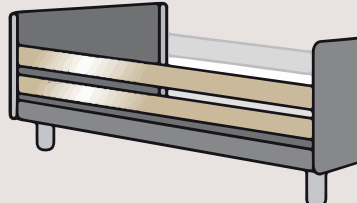
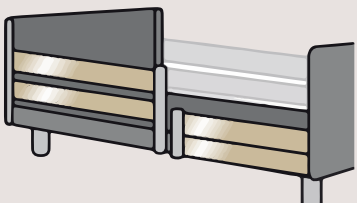
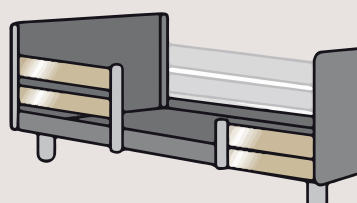
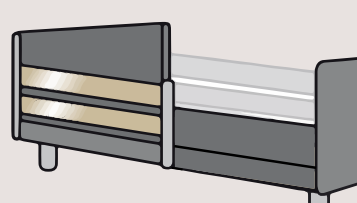
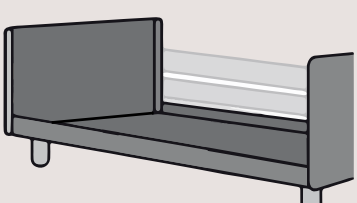
Design variant without foot end panel

- + Variable modular system
- + Care tailored by various options
- + Also available as double bed
- + Optionally with castors or aluminium feet
- + Various side rail versions
- + Care accessories can be retrofitted at any time
- + Comfortable operation via hand control
- + Ergonomic lying surfaces





Side rails

	SIDE RAIL, EXTENDABLE TOOL-FREE	SIDE RAIL	SIDE RAIL VARIANTS	
				
CONTINUOUS	practico alu plus practico alu 25 80 floorline 9.5 80	livorno low practico 25 80 combiflex fc adilec 280		<ul style="list-style-type: none"><li>○ The classic, simple, safe and economical</li><li>○ For mobilisation and support additional aids should be used</li></ul>
LONG DIVIDED	practico alu plus practico alu 25 80 floorline 9.5 80	livorno low practico 25 80 combiflex fc		<ul style="list-style-type: none"><li>○ Lowered foot end side rails are ideal for support and mobilisation</li><li>○ High flexibility and usability</li></ul>
SHORT DIVIDED	practico alu plus practico alu 25 80	livorno low practico 25 80		<ul style="list-style-type: none"><li>○ Middle gap well suited for mobilisation</li><li>○ Support option on both sides</li><li>○ Easy and safe to extend with the integrated, tool-free bed extension</li></ul>
HEAD SECTION (51% SOLUTION)	practico alu plus practico alu 25 80 floorline 9.5 80 stellar	livorno low practico 25 80 combiflex fc		<ul style="list-style-type: none"><li>○ Head-section solution with plenty of space when getting up</li><li>○ Ideal for mobilisation and support</li><li>○ Particularly high safety with as few restrictions as possible</li><li>○ With the integrated tool-free bed and side rail extension, the head-section configuration remains when pulling out the length to 210 cm and 220 cm.</li></ul>
WITHOUT	practico alu plus practico alu 25 80 floorline 9.5 80 stellar	livorno low practico 25 80 combiflex fc		<ul style="list-style-type: none"><li>○ Maximum ground proximity at the floorline 9.5 80</li><li>○ Suitable primarily for not (yet) restricted residents.</li></ul>

# Integrated, tool-free bed extension

## Simply more comfort and safety

Many of our comfort and nursing care beds are equipped with an integrated, tool-free bed extension of up to 20 cm, sometimes in combination with side rail variants that simply “grow along” - on both the head and foot sides.

An intelligent system which, thanks to its simple handling, relieves the burden on care providers, and offers clear economic and care advantages:

- Care givers can quickly and easily adapt the bed length to different resident profiles and care situations. This eliminates the need for a costly exchange of the bed and/or side rails.

- The lying surface remains fully functional, as the additional foot piece is moving along accordingly when the lying surface is adjusted. Thus the bed offers highest comfort in all positions even with an extension.
- The insert for a mattress extension can simply be omitted with the appropriate indication: This enables a pressure relief of the heels, and thus an effective decubitus prophylaxis in this area.



Insert bed extension

only for practico alu plus, practico alu 25|80, floorline 9.5|80

Item No. 402



Mattress extension

Item No. upon request

## Accessories for side rails

### Side rail height extension



for livorno low, practico 25|80 and adilec 280

short divided 200 cm beds Item-No. 90950 A003	long divided 200 cm beds Item-No. 90950 A004 (head side) + A005 (foot side)	continuous 200 cm beds Item-No. 90950 A002	continuous 220 cm beds Item-No. 90950 A009
---	--	--	--

for practico alu plus, practico alu 25|80 and floorline 9.5|80

- integrated, tool-free extension to 210/220 cm -

short divided 200-220 cm beds Item-No. 91904 A005	long divided 200-220 cm beds Item-No. 91904 A003 (head side) + A004 (foot side)	continuous 200-220 cm beds Item-No. 91904 A001	
---	--	--	--



short divided Colour beige Item-No. 207.00288	long divided Colour beige Item-No. 207.00287 + 207.00286	continuous Colour beige Item-No. 890.01581	continuous incl. height extension Colour beige Item-No. 207.00316
---	--	--	---

### Bumpers



With Net  
Colour blue  
Item-No. 890.01806



Accessories

Our wide range of accessories for individual and situation-specific bed equipment.

Lifting pole



Lifting pole with handle  
Item-No. 92228 A001



Grab rail  
Item-No. upon request

Infusion holder



Infusion holder (fixed)  
Item-No. 890.02301



Infusion holder height adjustable  
Item-No. 890.02302



Infusion holder for lifting pole  
Item-No. 890.02300

Universal holder



Drainage bag holder  
Item-No. 890.02299



Urine bottle holder  
Item-No. 890.02298

Lights



LED bed lamp model F  
Operation via hand control  
Only applicable with limoss  
main motor  
Item-No. upon request



LED bed lamp model G  
Only applicable with  
Dewert individual drives  
Item.-No. 100.04164



LED bed lamp model E  
with external plug-in power  
supply unit and switch  
Item.-No. 207.00196



Underbed light  
UB with motion detector (limoss)  
UF with plug (limoss and Dewert)  
Item.-No. upon request

Distance holders



Wall protection castor  
Item-No. upon request



Wall distance holder with castor  
Item-No. upon request



Wall distance holder with plug  
Item-No. upon request

Other



Roll-down mattress  
Item-No. 207.00245



Transport trolley  
Item-No. 100.04161



Nurse control panel  
(only available for Dewert)  
Item-No. upon request

# End panels

for livorno low, practico 25|80



- Type I**
- Circumferential solid wood strips with decor filling
  - Practical bed cover slit



- Type VIII**
- Straight decor panel: wood
  - Side-mounted round strips, solid wood



- Type V**
- Curved decor panel: solid wood
  - Side-mounted rectangular strips: solid wood
  - Curved handle bar: powder-coated steel



- Type VII**
- Circumferential solid wood strips with decor filling
  - Curved handle opening: bed cover slit
  - Strips circumferentially sloped

for practico alu plus, practico alu 25|80



- Type 20**
- Circumferential solid wood strips with decor filling
  - Practical bed cover slit



- Type 21**
- Curved decor filling
  - Rounded aluminium profiles
  - Metal handrail only for standard width 90 cm



- Type 22**
- Curved decor filling
  - Rounded aluminium profiles

for floorline 9.5|80



- Type 31**
- Curved decor filling
  - Rounded aluminium profiles
  - Metal handrail



- Type 32**
- Curved decor filling
  - Rounded aluminium profiles

# Wood species & fabrics

The variety of our programs and styles makes object furnishings from bock incomparably flexible. As an experienced manufacturer, we offer high quality furniture that combines functionality with comfort, from the series bed to custom-made products.

Everything can be retrofitted and re-equipped at a later time. bock furniture can also be equipped with additional functions and optional accessories. This allows you to remain flexible and open to all future changes.

Basic colour	Wood colours			Special colours
Steamed Beech (basic)	Cherry Havana	Madison Walnut	Maple dark	White
	Royal Maple	Sonoma Oak	White Beech	

## stellar - padding assortment

You can choose from a wide range of fabrics, artificial leather and colours.

Fabrics			Artificial leather		
Tiba 7110 anthracite	Tiba 5111 dark blue	Tiba 4110 berry	Silkgray F6470003	Birch F6470004	Choco F6470009
Tiba 1110 beige	Tiba 1111 taupe	Tiba 2211 yellow	Platinum F6470010	Anthracite F6470011	Royal F6470018
Tiba 3210 red	Tiba 6210 green		Cherry F6470016	Lime F6470013	



## Mattresses



### Basic mattress RG 35 up to 75 kg

- PU foam mattress, approx. 10 cm high
- 1-sided zipper (one short side and 20 cm over corner)

#### Cover:

- Single Jersey (light blue), 90 g/qm, 100 % polyester
- Optionally with PU slipcover for moisture protection
- Alternatively with PU full cover as moisture protection




### Heavy duty mattress XXL up to 200 kg

- Foam mattress, 20 cm high
- Two outer cores made of cold foam and one heavy-duty, 12 cm high special moulded foam
- 4-sided zipper

#### Cover:

- High-quality double cloth cover quilted with climatic fibre
- Washable up to 60° C



### Basic mattress RG 40 up to 80 kg

- PU foam mattress, approx. 12 cm high
- 2-sided zipper (one short side and one long side)

#### Cover:

- Elastic knitwear, 180 g/qm, 58 % polyester, 42 % cotton
- Optionally with PU slipcover for moisture protection
- Alternatively with PU full cover as moisture protection
- Washable up to 95° C, 105° C autoclavable



### Heavy-duty mattress with gel pad up to 300 kg

- Polyurethane foam RG 50 approx. 12 cm high
- High lying comfort due to sandwich construction
- 2-sided zipper

#### Cover:

- High-quality PU full cover blue
- Washable up to 95° C, suitable for tumble dryers up to 50° C


### riposan mattress RG 55 up to 100 kg

- 7-zone cold foam mattress, approx. 14 cm high
- The open-cell special foam ensures a high point elasticity and good pressure distribution
- Symmetrically designed cube surface, which is subdivided according to the body zones and structured to relieve pressure.
- 2-sided zipper

#### Cover:

- Double-cloth knit, 3-ply, 280 g/qm, 100 % PES, washable up to 95° C

## ripolux® neo



### One slat base system, perfect for everyone

One slat base system, perfect for everyone. The flexible slat base system adapts exactly to the pressure distribution of the body.

For large as well as for small, heavy and light, for handicapped and healthy people. ricolux® neo provides a comfortable, ergonomic positioning in the nursing care bed - in every sitting and lying position, for all disease patterns. When the senses and the body are impaired by disease or paralysis, ricolux® neo can help: with point pressure relief and at the same time targeted back and torso support. With ricolux® neo, caregivers can easily and quickly relieve the back and other areas - in order to support other body regions selectively at the same time.

ripolux® neo is individually fine-tuned to the comfort needs of the residents, and creates a maximum feeling of well-being. Tensions, restlessness and night activity can be reduced.

### Lying surface in three hardness grades



- ⊕ Long service life due to high-performance plastic
- ⊕ Springs in three different degrees of hardness
- ⊕ Tool-free and individual lying surface configuration
- ⊕ Pressure compensation thanks to independent spring deflections
- ⊕ No moisture absorption
- ⊕ Maximum hygiene and ideal ventilation - no mildew
- ⊕ Mattress does not thread, jam or cant and, does not wrinkle



More information on this topic:

ripolux® neo



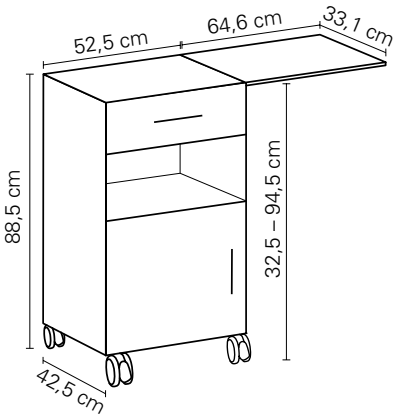
<https://bock.net/xz12-en>

Bedside cabinets



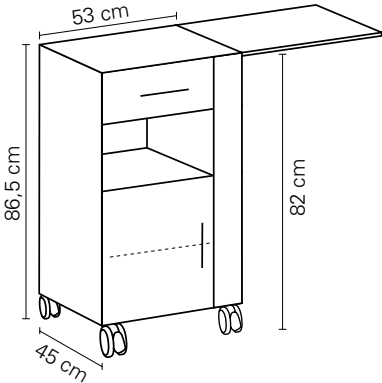
The following colours are available

Steamed Beech	Sonoma Oak	White Beech	Royal Maple
Cherry Havana	Madison Walnut	Maple After Eight	White



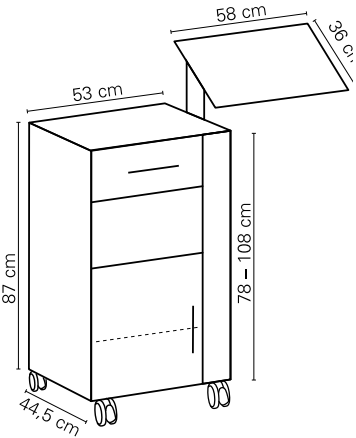
domiflex

- Only in Havana and Beech colour
- With drawer and door
- Fold-out, height-adjustable tray
- Tray can be mounted on right and left side



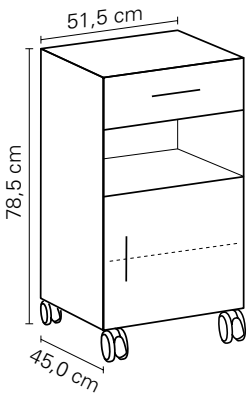
perfekta

- Integrated, fold-out tray
- Drawer extendable on both sides
- Open compartment
- Hinged doors operable on both sides with a shelf
- tray support can be used as a towel rail



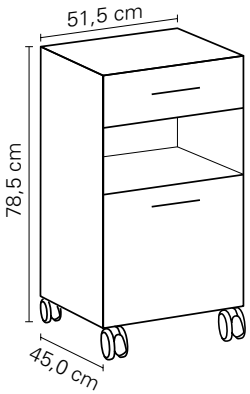
verona 310

- Integrated, diagonally adjustable, height-adjustable tray
- Drawer extendable on both sides
- Open compartment
- Hinged doors operable on both sides with a shelf



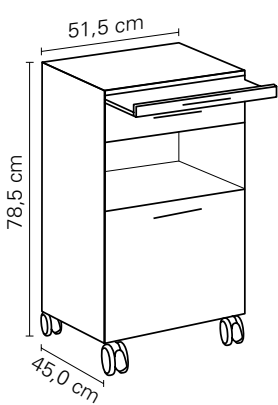
Standard 1300

- 1300: With drawer and door



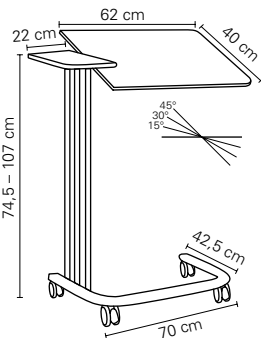
Standard 1301

- 1301: With drawer and deep drawer



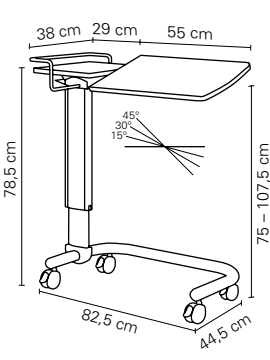
Standard 1302

- With drawer and deep drawer
- Pull-out tray



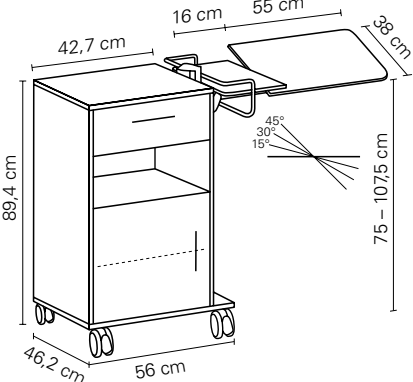
server 300

- Stepless height adjustment
- Fixed deposit
- Swivelling over-bed table plate with stop strips



aluna server 351

- Trays in bed colour, profile insert only in aluminium colour
- With fixed tray and lifting aid
- With fixed deposit and swivelling compact plate incl. stop strips
- Tray with automatic release



aluna 330 with server & door

- Can be operated from both sides, with pull-out protection
- Open compartment
- Compartment with door on both sides and 1/2 depth interior shelf
- Side-mounted tray with fixed deposit and swivelling plate
- Tray with automatic release with multi-functional bracket





“ In my special bed I sleep good and all through the night. ”

## Helga, 70 years old

The small dog of the facility is one of Helga's favourites. He often sits on her lap, and Helga loves to get involved with him. She likes to be read to, often watches TV and loves to hear radio. She particularly likes Italian hits that remind her of her holidays. She spends a few hours a day in a special chair with other residents in the common living zone.



Due to her impairments Helga is bedridden and dependent on outside help in everyday life. She needs a special bed equipped with positioning cushions. She can only partially communicate herself through gestures and facial expressions. Comprehensive, intelligent monitoring with notification functions would therefore be an ideal solution for Helga. Given her illness, she sleeps well and all through the night.

Helga's diagnoses: Hemiparesis right (hemiparesis of the arm and leg) due to a stroke three years ago. Seizures, aphasia and post-stroke depressions. And then there's hypertension.

Products in the overview

On this page you will find an overview of the comfort and nursing care beds we offer for contract furnishing with all available equipment options. We would also be pleased to advise you personally on all the selection and configuration options of our beds!

● Standard equipment

○ Optional additional equipment, additional costs possible

— Not possible

practico alu plus

practico alu 25180

practico 25180

livorno low

floorline 9.5180

adilec 280

stellar

combiflex fc

Item number	423	420	225	220	422	245	440/ 441	295
Resident comfort								
ripolux® neo	○	○	○	○	○	—	●	○
Wooden slats with tension regulators	●	●	●	●	●	Wood lying surface	—	●
Clip-on aluminium lying surface	○	○	○	○	○	—	○	○
Head and leg low position	●	●	●	—	●	—	leg only	●
Comfort sitting position	●	●	●	—	●	—	●	●
Resident safety								
SMPS with safety extra-low voltage	●	●	●	●	● from 07.2019	—	●	●
Side rail continuous	○	○	○	○	○	●	—	○
Side rail head-section	○	○	○	○	○	—	○	○
Side rail variants selectable	○	○	○	○	○	—	○	○
Mattress compensation	●	●	●	●	●	—	●	●
Backrest	860 mm	775 mm	775 mm	775 mm	860 mm	660 mm	860 mm	775 mm
Hand control with locking function	●	●	●	●	●	●	●	●
Central braking	central blockable	central blockable	central blockable	central blockable	individual blockable	head and foot side	individual blockable	individual blockable
Double castors	100 mm	100 mm	100 mm	100 mm	100 mm	125 mm	100 mm	100 mm
Aluminium feet	—	—	—	—	—	—	—	○
Aluminium covered castors	○	○	○	○	—	—	—	—
Hand control Auto-stop function	3 Stop	3 Stop	3 Stop	2 Stop	5 Stop	2 Stop	3 Stop	3 Stop
Underbed lighting	Hand control	Motion detector	Motion detector	Motion detector	Hand control	Motion detector	Hand control	Hand control

● Standard equipment

○ optional additional equipment, additional costs possible

— not possible

practico alu plus

practico alu 25180

practico 25180

livorno low

floorline 9.5180

adilec 280

stellar

combiflex fc

Item number	423	420	225	220	422	245	440/ 441	295
Care process optimization								
Handrail on head and foot section	○	○	○	○	○	—	—	—
TEXIBLE Wisbi® HOME and PLUS	○	○	○	○	○	○	○	○
Low(est) bed entry height	25 cm	25 cm	25 cm	29 cm	9.5 cm	40 cm	40 cm	38 cm
Integrated, tool-free bed extension up to 220 cm incl. side rail extension	●	●	—	—	●	—	—	—
Insert bed extension	○	○	—	—	○	—	—	—
Bed extension set	—	—	○	○	—	—	—	○
CPR emergency lowering	●	—	—	—	—	—	—	—
Maintenance friendliness								
Main motor	—	●	●	●	—	●	—	●
Single drives	●	—	—	—	●	—	●	
Lifter clearance	15 cm	15 cm	15 cm	15 cm	> 15 cm	> 15 cm	limited possible	15 cm
Splash water protection IPX 4	●	●	●	●	●	●	●	●
Ambiance & Design								
Underbed lighting	○	○	○	○	●	—	—	○
Ambiance lighting	—	—	—	—	—	—	○	—
Wooden colour beech (standard)	●	●	●	●	●	●	—	● (Solid wood)
Side pannelling for lying surface available in the wooden or textile colour	—	—	●	●	—	●	●	●
Technical data								
Lying surface widths in cm	90, 100, 110	90, 100, 110	90, 100, 110	90, 100, 110	90	100, 120, 140	90, 100, 120, 140, 180, 200	90, 100, 120, 140, 180, 200
Length of lying surface in cm	200, 210, 220	200, 210, 220	200, 210, 220	190, 200, 210, 220	200, 210, 220	200, 220	200, 220	200, 220
Height adjustment in cm (from to)	25 - 80	25 - 80	25 - 80	29 - 73	9.5 - 80	40 - 80	40 - 80	38 - 81
Bed weight in kg	135	160	147	109	165	210	167	113
Safe working load in kg	220	220	220	200	220	315	220	220
Max. person weight in kg	185	185	185	165	185	280	185	185



# Comfort and nursing care beds from bock: Safety and quality at the highest level

## Modern medical devices, a challenge

The objective of the European Medical Device Law is to use medical devices such as the bock comfort and nursing care beds safely and for the best benefit for patients, residents and professional caregivers, but also for unin-  
volved third parties. The new EU Medical Device Regulation 2017/745 (MDR) is currently in its introductory phase and will become law throughout the European Economic Area on May 26, 2020.

The MDR makes high demands on the develop-  
ment, production and distribution of medical products: The scope of the medical device law is extended, while strict requirements apply to the safety and proof of the medical device. Modern products with new technologies and materials are changing the daily supply routine ever faster. Just think of the digitalisation of the caring process. Due to the increasing inter-  
nationalisation of the market, the legal signi-  
ficance of product identification, traceability and monitoring is also increasing.

This is a complex task that we as an interna-  
tionally active and innovative company are happy to take on. Because new, high-quality and safe comfort and nursing care beds are an important component in the care of elderly, sick and disabled people, also against the back-  
ground of demographic change.

## Taking responsibility

However, MDR not only places high demands on the manufacturers of medical products, but also on dealers, operators and end users. Because the legislator has also issued com-  
prehensive regulations for application and maintenance.

Before the delivery, dealers must ensure the quality and safety of the products they sell and provide the rehabilitation and care facilities with all the information they need to ensure safe operation. Together with the manufac-  
turer, they also have the task of continuously monitoring the products in the market and adapting the supply process - reasons enough for bock to work with qualified and trained specialist dealers.

## MDR conformity

The production release takes place when it is ensured that the remaining residual risks are minimal, i.e. a risk-free application is guaranteed. According to MDR, Annex VIII, bock comfort and nursing care beds are to be classified as Class I active medical devices (lowest risk classification). Conformity with the requirements of the EU Medical Devices Directive is ensured by a conformity assess-  
ment procedure.

## Our Quality Management

With our quality management system accor-  
ding to DIN EN ISO 9001 and DIN EN ISO 13485, we ensure the optimisation of work processes and ensure that our products comply with all valid standards and legal require-  
ments. In addition, every comfort and nursing care bed is subjected to a comprehensive func-  
tional test at the production site after manu-  
facture. Each initial delivery is accompanied by instruction in the proper handling of the product. We also offer training for the correct and safe use of our electric nursing care beds.

## Together for the maximum safety

Manufacturers, operators and end users form a team with clearly defined responsibilities for compliance with and implementation of safety regulations and protective measures.

- The operator of a medical device is any natural or legal person who is responsible for the operation of a health care facility in which bock comfort and nursing care beds are used. An operator is also defined as someone who keeps medical devices ready for use outside health care facilities, e.g. medical supply stores and specialist dealers who lend comfort and nursing care beds. Like-  
wise, health insurance funds must assume the operating obligations for the beds that they make available to the insured people. Operators and health insurance compa-  
nies are among other things responsible for instructing the end user in usage and maintenance.
- End users are those who professionally use a comfort and nursing care bed from bock in their caring process. The responsibility for the safe and professional usage of the bed is independent of hierarchies in the health facility, so that the user is responsible for fulfilling the legal obligations.

## Service und regular Inspections

Medical devices must be inspected regularly in accordance with the manufacturer 's speci-  
fications and the generally accepted rules of technology in order to safely prevent wear and the associated dangers. The manufacturer has no influence on the ex-  
tent to which the prescribed rules are observed by the operator. For example, the individual deadlines must be set and justified by the operator.

However, the duties to avoid danger go beyond this and consist of duties to organise, inform, treat and cooperate. Tasks that can be assumed by the "Representative for Medical Device Safe-  
ty" to be appointed by the operator. But also bock as a manufacturer simplifies the compli-  
ance with the necessary protective measures with time-saving services.



## Notes

## Notes



[www.bock.net](http://www.bock.net)



Hermann Bock GmbH  
Nickelstraße 12  
33415 Verl (Germany)

Phone +49 5246 9205 0  
Telefax +49 5246 9205 25  
E-Mail [info@bock.net](mailto:info@bock.net)

**.bock<sup>®</sup>** 

 **100 YEARS**

© registered trademark  
Current as of: 09 | 2021  
Order No.: 890.01977  
Subject to technical changes and errors